
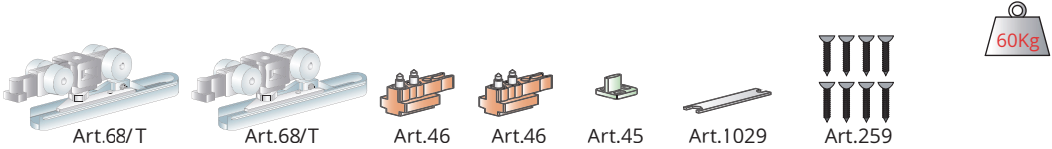


FOR DOORS MIN 700 MM/28"

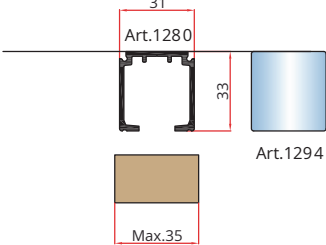
KIT IN BOX 

60AR

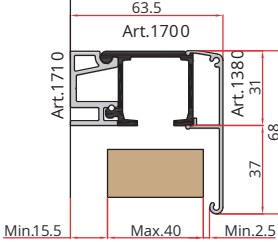


OPTIONAL TRACKS

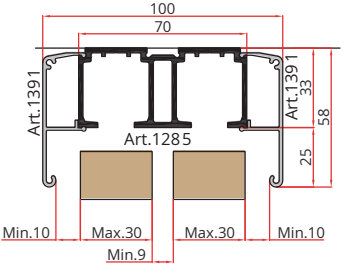
ART.1280



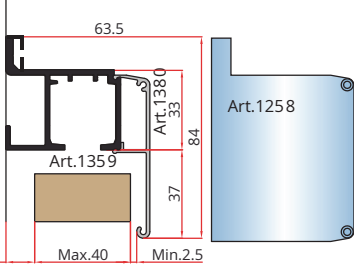
ART.1700-10



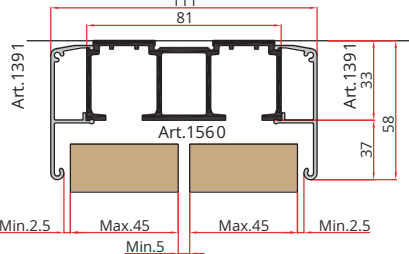
ART.1285 FOR 1 3/8" DOORS



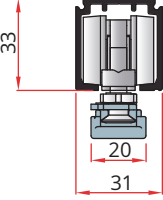
ART.1259



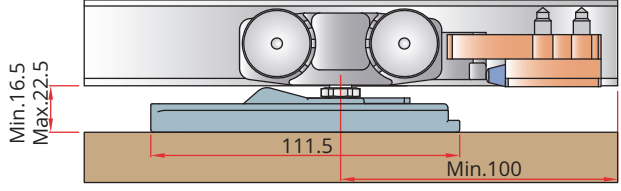
ART.1560 FOR 1 3/4" DOORS



SIZE DESCRIPTION

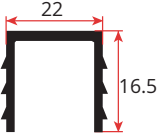


SIDE VIEW TOP OF DOOR

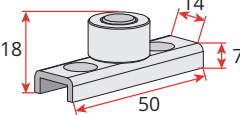


OPTIONALS


ART.1586
ALUMINUM GUIDE



ART.1587
ROLLER GUIDE



ART.266
RUBBER COVER
FOR AR T.1259



SPECIFICATION

STANDARD TRACK	OPTIONAL TRACKS				TRACK LENGTH	SLIDING KIT	FOR BI PARTING	OPTIONAL FASCIA	OPTIONAL GUIDES
1280	1259	1700-10	1285	1560	1220/48"	60A R	2 DR	1380/1391	1586-1587
1280	1259	1700-10	1285	1560	1625/64"	60A R	2 DR	1380/1391	1586-1587
1280	1259	1700-10	1285	1560	1830/72"	60A R	2 DR	1380/1391	1586-1587
1280	1259	1700-10	1285	1560	2135/84"	60A R	2 DR	1380/1391	1586-1587
1280	1259	1700-10	1285	1560	2440/96"	60A R	2 DR	1380/1391	1586-1587
1280	1259	1700-10	1285	1560	3050/120"	60A R	2 DR	1380/1391	1586-1587