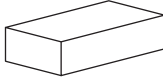
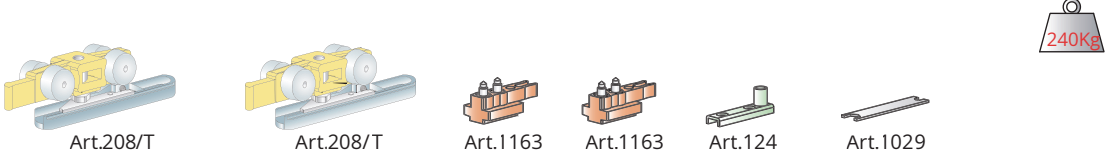


FOR DOORS MIN 700 MM / 28"

KIT IN BOX 

240AR



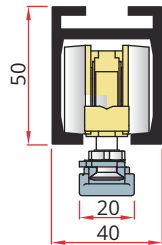
Art.208/T Art.208/T Art.1163 Art.1163 Art.124 Art.1029

STANDARD TRACKS

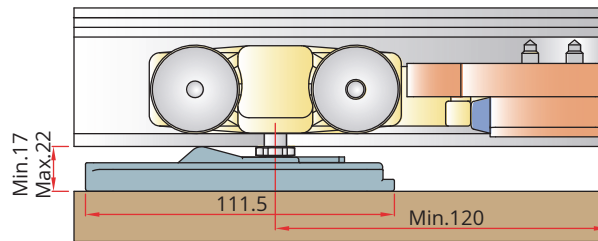


Art.20

SIZE DESCRIPTION

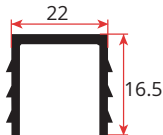


SIDE VIEW TOP OF DOOR

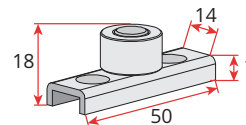


OPTIONALS

ART.1586
ALUMINUM GUIDE



ART.1587
ROLLER GUIDE



SPECIFICATION

STANDARD TRACK	TRACK LENGTH	SLIDING KIT	FOR BI PARTING	OPTIONAL KIT	OPTIONAL GUIDES
1160	60"	240A R	2 DR	SIM OP	1586-1587
1160	64"	240A R	2 DR	SIM OP	1586-1587
1160	72"	240A R	2 DR	SIM OP	1586-1587
1160	84"	240A R	2 DR	SIM OP	1586-1587
1160	96"	240A R	2 DR	SIM OP	1586-1587
1160	120"	240A R	2 DR	SIM OP	1586-1587